

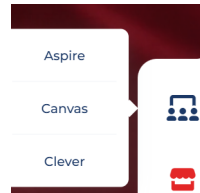
Dear Parents,


Here is the work for our Virtual Learning Day. Please help your student complete assignments.

---

### Instructions for Logging in to Canvas

1. Go to [hawthornacademy.org](http://hawthornacademy.org)
2. Hover over the Clever icon (it looks like this:
3. Click Clever
4. Select "Login with Google"
5. Click




 Use another account

6. Enter your student's username:  
firstname + lunchnumber (no spaces) followed by @hawthornstudent.org  
Example: *emily1234@hawthornstudent.org*  
Password:12341234

---

### Accessing iready and imagine learning

1. Once logged in, locate and click the iready icon.
2. This will take them to their lessons they need to work for 15 minutes
3. Once they finish that they will click on the Imagine Learning icon.
4. They will work on this for 20 minutes.



---

### Assignments for the day

1. The assignments are attached, scroll down to see them.
2. You can either print the assignments or students can write their answers on a separate piece of paper and turn that in to their teacher when we return to school. Or you can email a picture to their teacher.

---

Thank you for your support in helping your student succeed on our virtual learning day!

Name: \_\_\_\_\_

# I Can Read CVC Stories

Read the story and answer the following questions.

## Tom The Cop

This is Tom.

He is a cop.

Tom went to find a dog.

The dog hid in a box.


Tom found the dog.

The dog hops on Tom.




Tom is a -----.

cop



fox



Tom went to find  
a -----.

dog



log

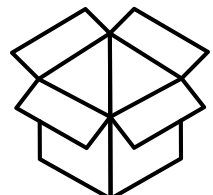


The dog hid in a  
-----.

pot



box



NAME: \_\_\_\_\_




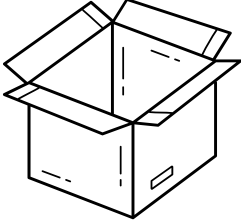




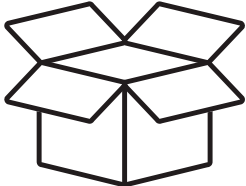

## CVC FLUENCY SENTENCES

Read each sentence, then find and circle the matching picture. Use the sight words in the top right corner to help you read.

### SHORT O

#### SIGHT WORDS

- that
- is
- a




<b>That is a mop.</b>		
<b>That is a fox.</b>		
<b>That is a pot.</b>		
<b>That is a dog.</b>		
<b>That is a box.</b>		

Name: \_\_\_\_\_







Date: \_\_\_\_\_

# I can count to 10






Count the elements and write down the correct number








--

--

--


--

Name: \_\_\_\_\_


Date: \_\_\_\_\_

# I can count to 10


Count the elements and write down the correct number



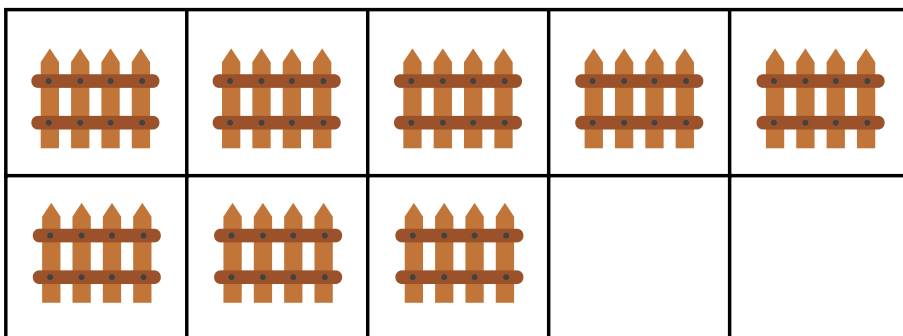
--



--



--



--

# Living or Non Living?

Look at the pictures. Can you differentiate living and non living things?

Circle the non living things

