

SY27 NUAMES New Student Registration Process

Go to <https://nuames.usoe-dcs.org/Login.aspx>.



STEP #1: Click on Register Student for Enrollment.

Northern Utah Academy for Math, Engineering, & Science Welcomes You!

Username

Password

Login »

Contacts with Web Access may [Request a Username](#)

[Need Help Logging In?](#)

[Register Student for Enrollment](#)



STEP #2: Click on “Register new student(s)”

All incoming students will select “Register new student” even if they have used Aspire at a previous school.

Start Registration

Welcome! Please choose the appropriate registration path below.

Before You Begin
If it has been a few years since your student(s) has attended Northern Utah Academy for Math, Engineering, & Science or if you have questions, please contact the school before proceeding. They will help you set up your registration correctly and to reactivate your account.

New Student
Student has NEVER attended a school at Northern Utah Academy for Math, Engineering, & Science.
Please, DO NOT select this option if your student has EVER attended this district to avoid creating duplicate records.

I already have an Aspire account:

[Login and Register](#)

OR

[Create Account & Register](#)

Current or Previous Student
Student is CURRENTLY ATTENDING or has PREVIOUSLY ATTENDED a school at Northern Utah Academy for Math, Engineering, & Science.

I already have an Aspire account:

[Login and Register](#)

OR

I do not have an Aspire account:

[Request a Username](#)



STEP #3: Complete the following information for yourself as the PARENT/GUARDIAN. This is NOT the account for your student.

Create Aspire Account

First Name* Last Name*

Email (This will be your Username)*

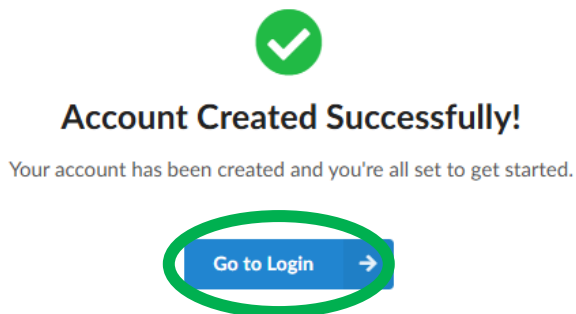
Password*

Confirm Password*

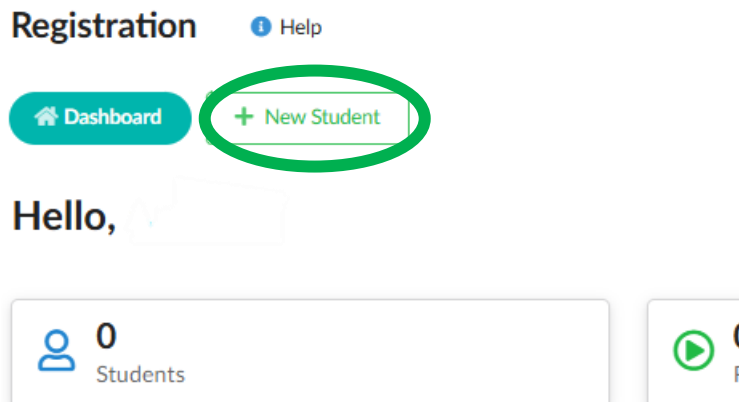
[Create Account](#)

Already have an account? [Sign in](#)

STEP #4: Go to Login and use the username and password you just created.



STEP #5: Click on New Student.



STEP #6: Select School Year 2026-2027.

Select School Year

2026 - 2027

STEP #7: Select the Campus for your student.

Select School

NUAMES Early College - Davis

NUAMES Early College - Ogden

STEP #8: Select the grade level for your student for NEXT school year (2026-2027).

Select Grade Level

10

11

Important Information for registering a new student

- Children enrolling in K-12 grade levels must be 5 years old on or before September 1 to be enrolled in a Utah school, unless a student's parent is on active duty within a branch of the U.S. Armed Forces.
- Before registering a new student for enrollment, use a certified copy of the birth certificate or another legal document such as a passport for entering the student's legal name.
- Student names must be entered on the registration form exactly as they are on the birth certificate.
- Before a student is accepted for enrollment and the enrollment process is completed, the following enrollment verification documents are required to be brought to the school:
 - Original birth certificate (or affidavit of lost certificates), or another legal document such as a passport.
 - Certified and complete immunization records or official certificate of immunization exemption.
 - Proof of legal Utah residency, such as a utility bill or apartment lease. In cases of divorce decrees or other legal guardianship, this verification of address pertains to the legal guardian who has physical custody appointed by the courts (U.C.A. 53A-2-201). If this is the case, please contact the school to find out if other documents are required.
- For health information and medication disbursement, a form will need to be filled out at the school. This is for the safety of your student.

Please note: You have already submitted the highlighted documents earlier in the application process. There's no need to bring a birth certificate, immunization records, or proof of Utah residency to the NUAMES office.

STEP #9: Complete the information for your student.


Student Legal First Name

Student Legal Last Name

Student Birthdate
mm/dd/yyyy

Your Relationship to student

[Start Registration for 2026 - 2027 at NUAMES Early College - Davis for grade 10](#)



STEP #10: Complete ALL the Parent/Guardian Information, then click “Save & Continue”.

Parent/Guardian Information

You must be the parent or guardian of the student you are registering.

Enter your information below.

First Name

Last Name















Relationship to Student « Select Relationship »

Email Address

Main Phone Number



STEP #11: Complete the following sections, then click “Save”.

-  Student Information
-  Restricted Information
-  Home Language Survey
-  Address Information
-  Communication
-  Special Programs (if applicable)
-  Health
-  Military Child (if applicable)
-  Legal or Vital Alerts (if applicable)
-  Parents/Guardians add additional parents/guardians if needed
-  Emergency Contacts
-  Race/Ethnicity
-  Previous School Attended
-  Notes (optional)

Save »



STEP #12: Sign ALL the NUAMES agreements (parent/guardian & student must sign).



0 / 11

Acceptable Use Agreement	
Google Parent Consent	
NUAMES Attendance Notification Policy	
NUAMES Cell Phone and Electronic Devices Policy	
NUAMES Code of Conduct	
NUAMES Dress Code	
NUAMES Home Release Policy	
NUAMES Student Handbook	
Photo and Field Trip Release	
School Climate Survey Notice	
Student Data Collection Notice	



Registration Complete

This student's registration is complete, has been sent to the school, and is pending enrollment.