

Poder Academy Board Meeting
Tuesday, February 3rd, 2026

Attendees: Marcos Martinez, Robert Salazar, Jason Hayden, Maria Livermont, Brian Hiltner

Meeting called to order 6:02 pm

Motion to approve the minutes and agenda 1st Maria, 2nd Brian. Motion approved

No Public Comment

CEO update

- ESEA award ceremony
 - John Barrasso attended
 - Dickey stood up and stated that Wyoming doesn't drop standards so Poder is one of the best in the nation.
 - Kids sat there for an hour and behaved
 - good feedback overall
- State chess finals on the 14th
- Spring Tennis is starting up for Team P
 - advanced group
 - green ball group
- WYTOPP and MAPPS testing has been completed and looking good so far
- Contracted with a school Peak to Peak, good school in Lafayette Colorado, for veteran teacher training virtually
- Get-Yo-Teach-On Conference recently that offered a chance for bonding
- School innovation conference this summer
- Testing should wrap-up in April
- May-mester teach subjects that don't get taught throughout the year (cursive, music, etc.)
- Daniels fund -- applied for a grant, came and visited the school
 - they think Poder is a good candidate

Financials Oversight and Acceptance

- district is looking to lose 6 million dollars in state funding
- healthcare bill is also looking to be established and might mandate us to take that healthcare and might lower budget for healthcare
- looking good financial for the year so far... we should be ok even if we have some cuts
- Benefits had a huge increase per the same time last year

Motion to accept to financials, 1st Brian, 2nd Maria

Maria motion to enter executive session

Entered Executive Session at 6:41

Maria motioned to exit executive session, 2nd Brian

Exited Executive Session at 7:02

Next board meeting March 17th

PODER Academy Agenda
Tuesday, February 3, 2025
At PODER Academy

2. Approval of agenda and minutes (6:00 PM – 6:05 PM)
3. Public comment (6:05 PM – 6:15 PM)
4. CEO update (6:15 PM – 6:35 PM)
5. Financials oversight and acceptance (6:35 PM – 6:55 PM)
6. Executive session: Personnel, district, and facility/construction (6:55 PM -7:15 PM)
7. Schedule next board meeting and any other new business (7:15 PM – 7:20 PM)



Monthly Financial Report

Poder Academy
November 2025

Table of Contents

Financial Narrative	1
Revenue Dashboard	2
Expenditure Dashboard	3
Cash Dashboard	4
Statement of Activity	5
Statement of Financial Position	6

Financial Narrative

November 2025 (Month 5 of FY 2025-2026)

Poder Academy recorded \$333,546 in revenue for November, representing a 39.8% increase year-over-year. Revenue performance was driven overwhelmingly by state funding (\$324.2k), which exceeded last year by nearly \$89k, reflecting continued strength in state allocations. Additional contributions included transportation reimbursement (\$6.3k) and modest local revenues (\$3.1k). Federal revenue was not recognized in November, consistent with reimbursement timing. Total monthly revenue came in slightly below budget by \$4.3k, but remains strong overall.

Year-to-date revenues now total \$1.77M, up 46.6% from last year, and are tracking well ahead of pace toward the \$3.43M annual budget target. State revenues account for the majority of the YTD increase, with transportation reimbursements also contributing incremental upside.

Expenditures totaled \$263,919 in November, up 26.3% from last year, but \$20.9k below budget, reflecting continued cost discipline. Personnel expenses remained the primary driver, with salaries (\$136.7k) and benefits (\$80.3k) together representing over 82% of total monthly spending. Benefit costs increased significantly year-over-year, reflecting staffing growth and benefit rate impacts. These pressures were partially offset by lower purchased services (\$16.9k), which came in well below both budget and last year, helping contain overall expenses.

Year-to-date expenditures reached \$1.45M, an increase of 9.5% over last year, and remain only modestly above YTD budget. Salary and benefit growth continues to be the main source of upward pressure, alongside supplies and materials tied to instructional needs, though sustained underspending in purchased services continues to provide meaningful offset.

The result for November was a positive operating surplus of \$69,627, exceeding both budget (+\$16.6k) and last year's November results (+\$39.9k). This brings the year-to-date operating surplus to \$315,689, compared to a (\$120,318) deficit at the same point last year, representing a \$436k year-over-year improvement and reinforcing the school's strong fiscal recovery.

Cash on hand stood at \$616,345, approximately \$38k higher than November 2024, despite a net monthly cash outflow of \$190k, reflecting timing differences between revenue recognition and cash receipts. Accounts receivable increased sharply to \$1.62M (up 626% YoY), driven by accrued state and federal revenues not yet received, pushing total current assets to \$2.28M, nearly triple last year's level. Total liabilities declined slightly year-over-year (down 1.1%), as reductions in non-current liabilities offset increases in accounts payable and other current obligations. As a result, total net assets rose to \$789.0k, compared to a (\$512.1k) deficit last year, marking a \$1.3M year-over-year turnaround and a significantly strengthened balance sheet.

In summary, November's results reflect continued financial stability and disciplined execution. Revenues remain substantially ahead of last year and on pace with annual targets, while expense growth—though concentrated in personnel—remains controlled relative to budget. Strong operating surpluses and a dramatically improved net asset position position Poder Academy well as receivables convert to cash and federal reimbursements are recognized in the coming months.

Key Takeaways for the Board:

- November revenues grew nearly **40% YoY**, driven primarily by state funding and transportation reimbursements.
- Expenses increased due to personnel and benefits, but still came in **\$21k under budget** for the month.
- November produced a **\$69.6k surplus**, lifting YTD results to a **\$315.7k surplus** versus last year's YTD deficit.
- Cash remains stable, while **elevated receivables significantly strengthened total assets**.
- **Net assets reached \$789k**, reflecting a **~\$1.3M improvement year-over-year** and reinforcing long-term financial health.

Revenue Dashboard

CURRENT MONTH REVENUE

\$333,546

▲ 39.8% from Nov 2024

REVENUE (2025/2026 YTD)

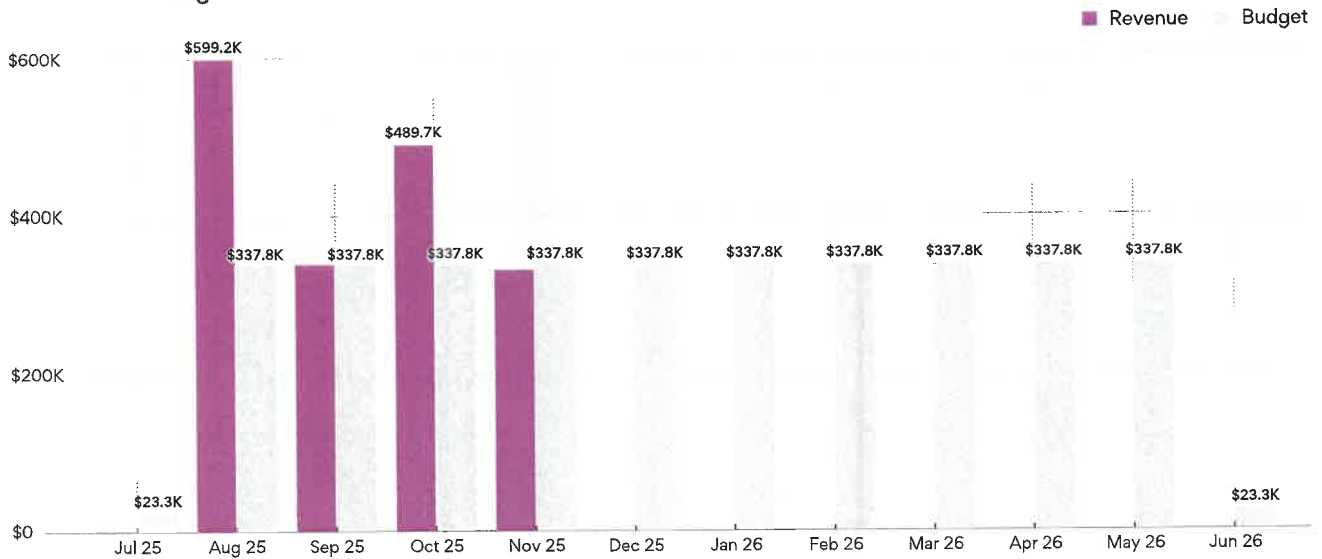
\$1,765,236

▲ 46.6% from last year (YTD)

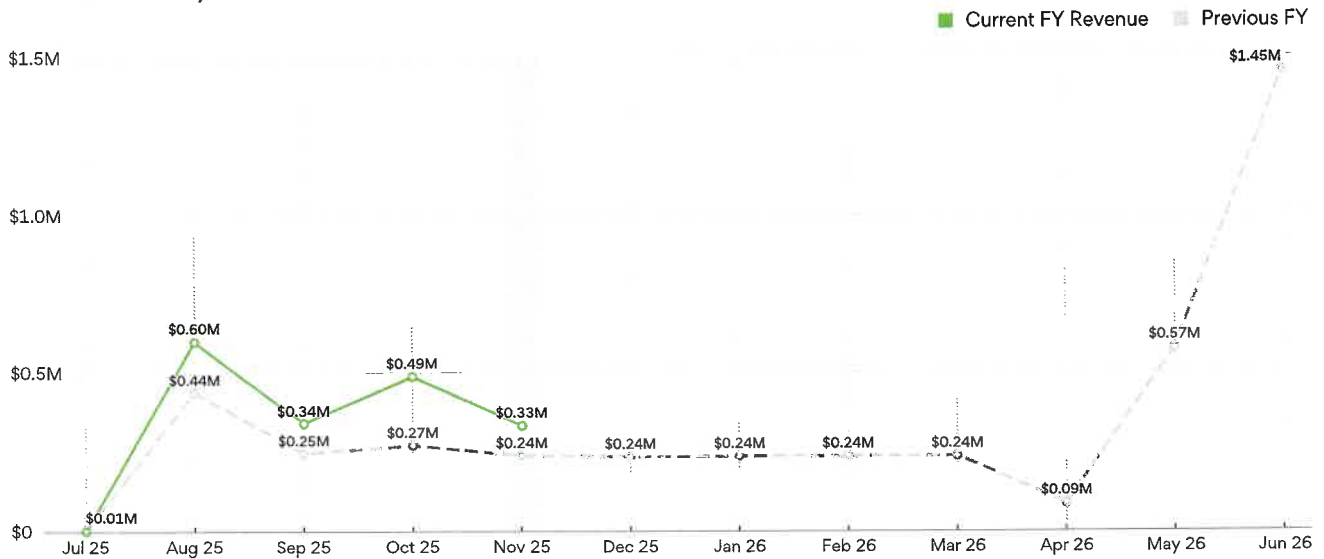
BUDGETED REVENUE (2025/2026)

\$3,425,112 Target

Revenue vs Budget



Revenue vs last year



Expenditure Dashboard

CURRENT MONTH EXPENDITURES

\$263,919

▲ 26.3% from Nov 2024

EXPENDITURES (2025/2026 YTD)

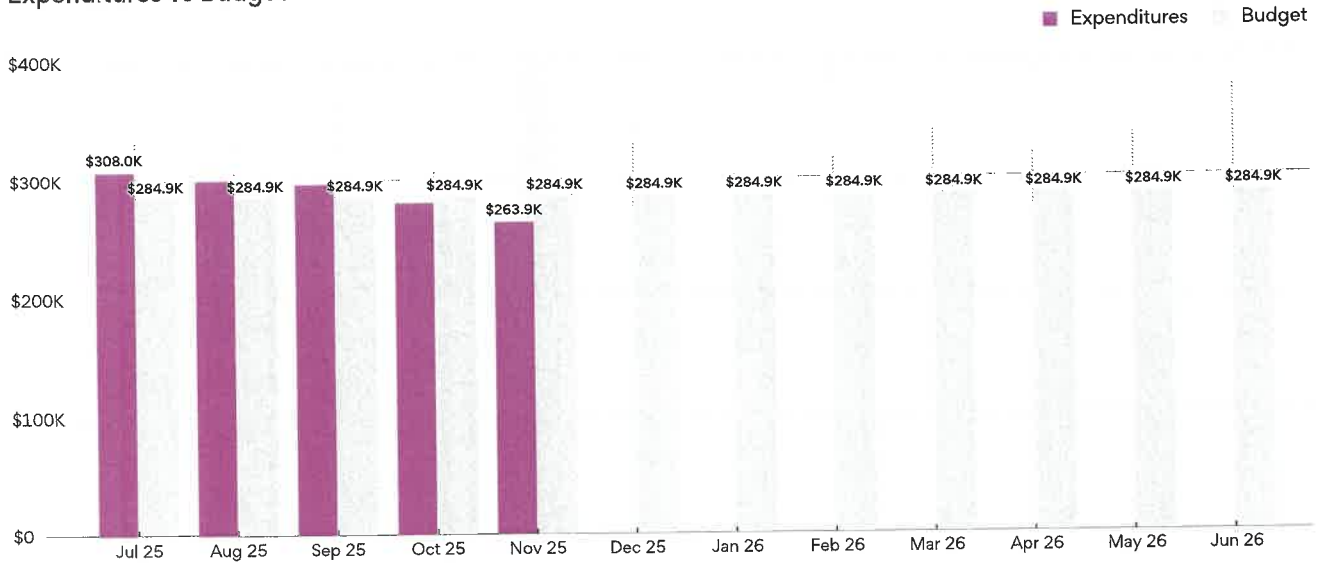
\$1,449,547

▲ 9.5% from last year (YTD)

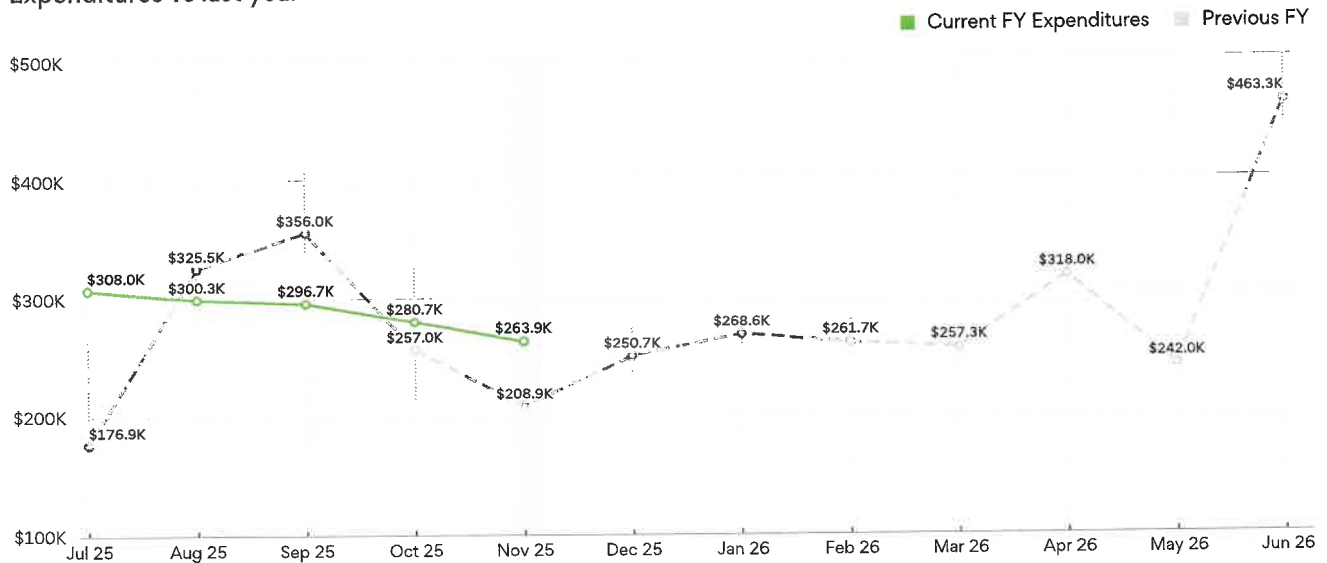
BUDGETED EXPENDI... (2025/2026)

\$3,418,368 Budget

Expenditures vs Budget



Expenditures vs last year



Cash Dashboard

CASH ON HAND

\$616,345

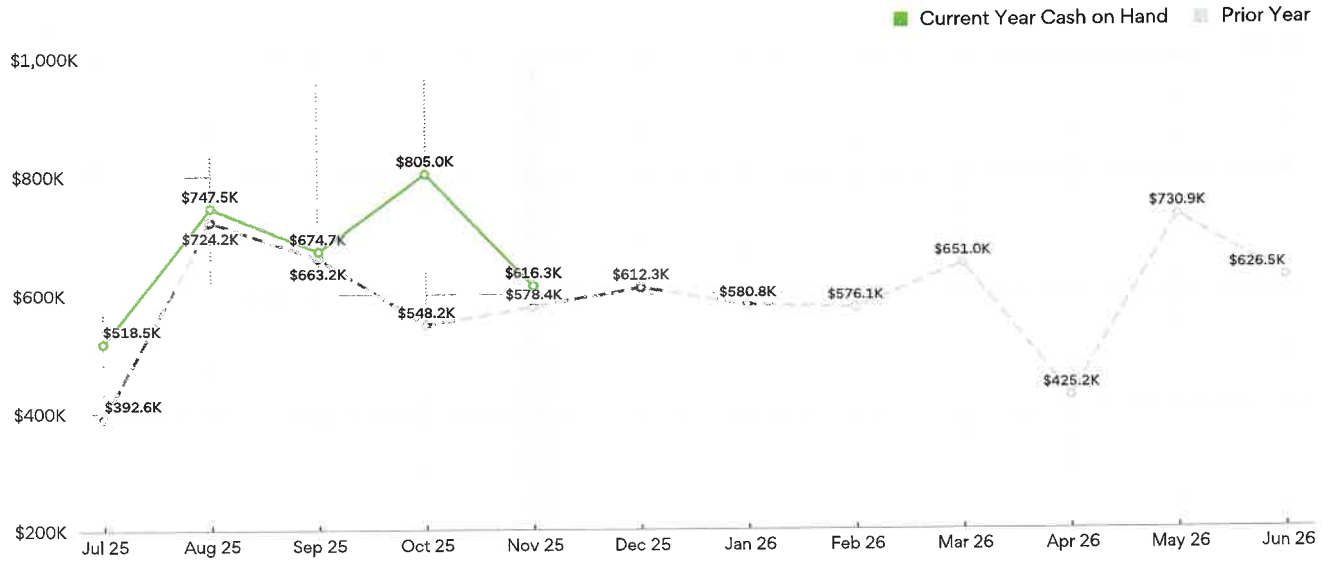
▲ \$37,912 from Nov 2024

CURRENT MONTH NET CASH INFLOW (OUTFLOW)

(\$190,350)

▼ (\$231,773) from Nov 2024

Cash Balance



Statement of Activity

	Nov 2025	Nov 2024	This month vs same month LY (\$)	Budget (Nov 2025)	This month vs budget (\$)	2025/2026 (YTD)	YTD last year	YTD vs LY YTD (\$)	Budget (YTD)	YTD vs YTD budget (\$)
Income										
Revenue from Local Sources	\$3,090	\$3,732	(\$643)	\$8,904	(\$5,815)	\$251,797	\$48,532	\$203,265	\$44,521	\$207,276
Revenue from State Sources	\$324,204	\$234,901	\$89,303	\$315,891	\$8,313	\$1,468,561	\$1,119,363	\$349,199	\$1,264,960	\$203,601
Revenue from Federal Sources	\$0	\$0	\$0	\$13,047	(\$13,047)	\$16,744	\$35,941	(\$19,197)	\$65,233	(\$48,489)
Transportation Reimbursement	\$6,252	\$0	\$6,252	\$0	\$6,252	\$28,134	\$0	\$28,134	\$0	\$28,134
Total Income	\$333,546	\$238,633	\$94,912	\$337,842	(\$4,296)	\$1,765,236	\$1,203,835	\$561,400	\$1,374,714	\$390,521
Expenses										
Salaries	\$136,744	\$119,161	\$17,583	\$139,297	(\$2,553)	\$729,639	\$549,086	\$180,553	\$696,484	\$33,155
Benefits	\$80,271	\$24,872	\$55,399	\$53,195	\$27,076	\$325,899	\$248,226	\$77,673	\$265,975	\$59,924
Purchased Services	\$16,946	\$55,577	(\$38,631)	\$64,034	(\$47,089)	\$204,273	\$435,252	(\$230,979)	\$320,172	(\$115,900)
Supplies & Materials	\$20,314	\$9,282	\$11,033	\$20,469	(\$155)	\$136,046	\$88,497	\$47,550	\$102,346	\$33,700
Capital Outlay	\$0	\$0	\$0	\$2,695	(\$2,695)	\$0	\$0	\$0	\$13,475	(\$13,475)
Other Objects	\$9,187	\$0	\$9,187	\$930	\$8,257	\$50,884	\$3,092	\$47,792	\$4,649	\$46,235
Other Uses of Funds	\$457	\$0	\$457	\$4,244	(\$3,787)	\$2,806	\$0	\$2,806	\$21,218	(\$18,412)
Total Expenses	\$263,919	\$208,892	\$55,027	\$284,864	(\$20,945)	\$1,449,547	\$1,324,153	\$125,394	\$1,424,320	\$25,227
Operating Surplus/Deficit	\$69,627	\$29,742	\$39,885	\$52,978	\$16,649	\$315,689	(\$120,318)	\$436,007	(\$49,606)	\$365,295
Change in Net Assets	\$69,627	\$29,742	\$39,885	\$52,978	\$16,649	\$315,689	(\$120,318)	\$436,007	(\$49,606)	\$365,295

Statement of Financial Position

	Nov 2025	Nov 2024	This month vs same month LY (%)
ASSETS			
Cash & Equivalents	\$616,345	\$578,433	6.55%
Accounts Receivable	\$1,618,056	\$223,026	625.50%
Other Current Assets	\$42,491	\$0	-
Total Current Assets	\$2,276,893	\$801,459	184.09%
Fixed Assets	\$2,447,318	\$2,666,521	-8.22%
Investments or Other Non-Current Assets	\$151,188	\$151,188	0.00%
Total Non-Current Assets	\$2,598,506	\$2,817,709	-7.78%
Total Assets	\$4,875,399	\$3,619,168	34.71%
LIABILITIES			
Short Term Debt	\$17,167	\$83	20,513.93%
Accounts Payable	\$170,681	\$28,139	506.57%
Other Current Liabilities	\$1,588,261	\$1,391,626	14.13%
Total Current Liabilities	\$1,776,109	\$1,419,848	25.09%
Other Non-Current Liabilities	\$2,310,273	\$2,711,378	-14.79%
Total Non-Current Liabilities	\$2,310,273	\$2,711,378	-14.79%
Total Liabilities	\$4,086,382	\$4,131,226	-1.09%
NET ASSETS			
Retained Net Assets	\$473,328	(\$391,740)	220.83%
Current Net Assets	\$315,689	(\$120,318)	362.38%
Total Net Assets	\$789,017	(\$512,058)	254.09%
Total Liabilities & Net Assets	\$4,875,399	\$3,619,168	34.71%