

PODER Academy Agenda
Tuesday, October 7, 2025
At PODER Academy

2. Approval of agenda and minutes (6:00 PM – 6:05 PM)
3. Public comment (6:05 PM – 6:15 PM)
4. New board member vote (6:15 PM - 6:25 PM)
5. CEO update (6:25 PM – 6:45 PM)
6. Financials oversight and acceptance (6:45 PM – 7:05 PM)
7. Audit oversight and acceptance (7:05 PM – 7:25 PM)
8. Executive session: Personnel, district, and facility/construction (7:25 PM -7:40 PM)
9. Schedule next board meeting and any other new business (7:40 PM – 7:45 PM)

Poder Academy Board Meeting
Monday, October 13th, 2025

Attendees: Marcos Martinez, Nick Vaughn, Robert Salazar, Jason Hayden, Maria Livermont, Brian Hiltner

Meeting called to order 5:59 pm

Motion to approve the minutes and agenda 1st Maria, 2nd Jason. Motion approved

No Public Comment

New board member vote: Brian Hiltner

- moved to Cheyenne from Philadelphia during COVID
- adjunct at LCCC
- works at Blue FCU - Financial Advisor
- very passionate about higher education and the doors it opens in life

Jason made a motion to approve Brian to the board, 2nd Maria

CEO update

- QTR 1 parent teacher conferences - good attendance
- Latina conference attended by Marcos and Mrs.Consoliver
 - one of the higher amounts of participation from PODER (27 attendees)
- Enrollment is still open and students have dropped a bit
- Chess season has started, 1st tournament went well
- tutoring attendance is going well
- Marcos will be attending the Charter school growth fund conference next week
 - Nick is working with getting them the data they need and making sure they have everything they need
- Nick is working on United Way, Daniels Fund, DRK foundation grant applications
- Starting the monthly restaurant sponsorship - all funds go to the scholarships (\$100 per year)

Financials Oversight and Acceptance

- Prepared by Tatonka
- district was withholding funds for the bus Aids, the decision has reversed so more money is coming back in from the district
- 2nd year in Targeted assistance with Title I funding, must have for 3 years before it's not targeted
 - 50% of students must require assisted lunch to qualify. This is a district requirement which is higher than the federal standard of 40%
- Brian asked what the per student reimbursement is. Marcos addressed this by mentioning the formula to calculate and it changes
 - but is around \$13k
- Jason asked that pass through funds be separated on the budget
- Motion to accept the financials Jason, 2nd Maria

Audit Oversight and acceptance

- the same finding was found as it was last year and was the reason the CRMC has been removed as the accounting firm.

Tatonka has assured us that this will not be happening with them. It stems with the financial company not performing close-out and correcting in a timely manner. This is the only finding in the Audit.

Motion to accept the audit by Maria, 2nd Jason

Motion to enter the executive at 7:00 pm Jason, 2nd Maria

Motion to exit the executive at 7:25 pm Maria, 2nd Jason

Next board meeting - December 2nd 6:00 pm

Motion to adjourn Maria, 2nd Jason 7:27 pm



Monthly Financial Report

Poder Academy

August 2025

Table of Contents

Financial Narrative	1
Revenue Dashboard	2
Expenditure Dashboard	3
Cash Dashboard	4
Statement of Activity	5
Statement of Financial Position	6

Financial Narrative

August 2025 (Month 2 of FY 2025–2026)

Poder Academy recorded \$599,152 in revenue for August, up 36.4% from last year. The increase was driven primarily by state funding (\$491k) and local revenues (\$95.6k), with additional contributions from student book sales (\$12.3k). As expected, the state disbursement schedule provided a larger August payment, accounting for 15% of annual allocations. Year-to-date revenues now total \$601,294, up 34.8% from last year, and tracking toward the \$3.43M annual budget target.

Expenditures totaled \$300,044 in August, which is 7.8% lower than last year but still slightly above budget. Year-to-date expenditures are \$608,016, up 21% from last year, reflecting salary growth (\$302.5k YTD), rising benefits, and increased supply purchases at the start of the school year. Salaries and benefits combined represented over 63% of August expenses. Purchased services came in below budget, partially offsetting higher personnel and supply costs.

The result for August was a strong operating surplus of \$299,108, well above both budget (+\$246k) and last year's results (+\$185k). This follows July's expected deficit and positions the school with positive year-to-date net results, demonstrating early strength in the fiscal year.

Cash on hand stood at \$705,789, a \$18k decrease from August 2024, though still providing more than two months of operating coverage. Accounts receivable climbed sharply to \$1.31M (up 322% YoY), driving a nearly 100% increase in total current assets. Liabilities fell 8.1% year-over-year, led by a 95% drop in accounts payable, further strengthening the financial position. As a result, total net assets rose to \$466.6k, compared to a (\$448k) deficit last year, reflecting a dramatic year-over-year turnaround.

In summary, August's results highlight a strong financial rebound driven by state funding, producing a robust surplus. Expenditures are growing but remain aligned with staffing and program needs, while receivables and reduced liabilities have significantly improved the balance sheet. With positive net assets and healthy reserves, Poder Academy is positioned for continued stability as federal reimbursements and additional revenues are recognized in the coming months.

Key Takeaways for the Board:

- **Revenues surged in August**, led by state funding and local sources, putting YTD performance well ahead of last year.
- **Expenses are elevated** due to staffing and school-year startup needs, but came in below prior year levels for August.
- **Cash reserves remain solid**, and receivables boosted total assets despite a slight YoY cash decline.
- **Net assets turned strongly positive**, marking a \$915k improvement over last year and reinforcing long-term stability.

Revenue Dashboard

CURRENT MONTH REVENUE

\$599,152

▲ 36.4% from Aug 2024

REVENUE (2025/2026 YTD)

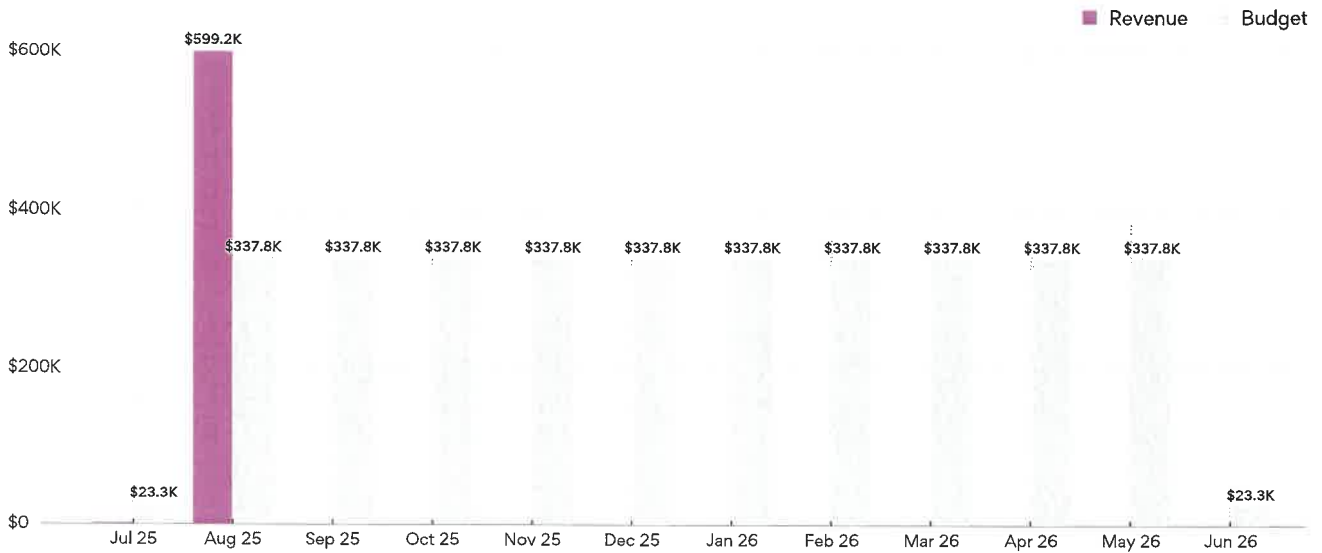
\$601,294

▲ 34.8% from last year (YTD)

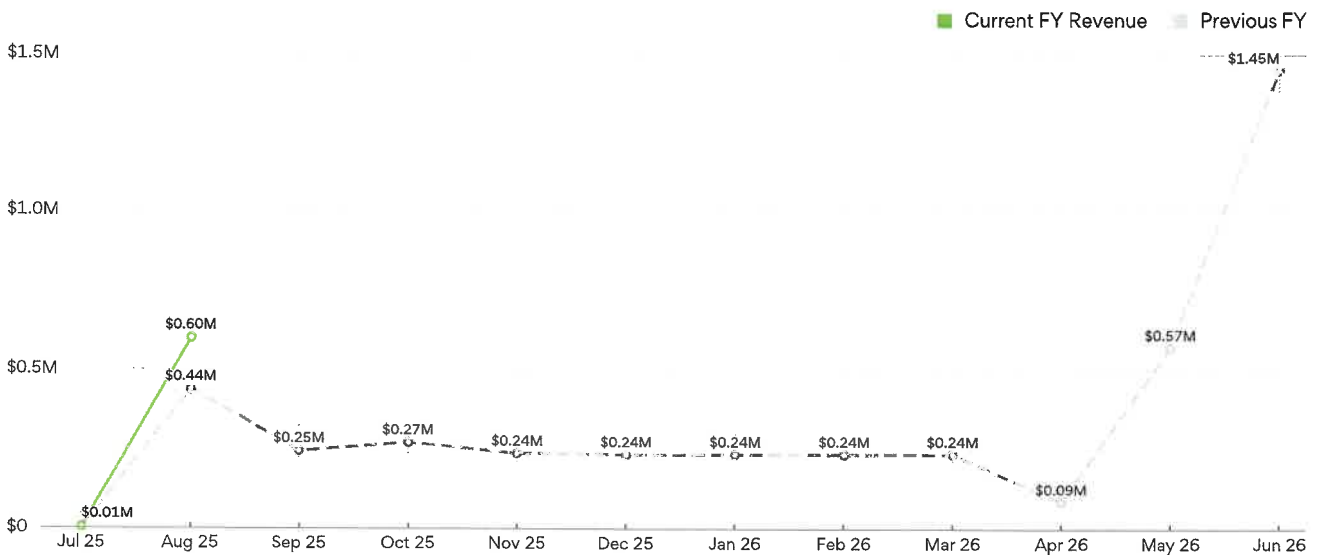
BUDGETED REVENUE (2025/2026)

\$3,425,112 Target

Revenue vs Budget



Revenue vs last year



Expenditure Dashboard

CURRENT MONTH EXPENDITURES

\$300,044

▼ -7.8% from Aug 2024

EXPENDITURES (2025/2026 YTD)

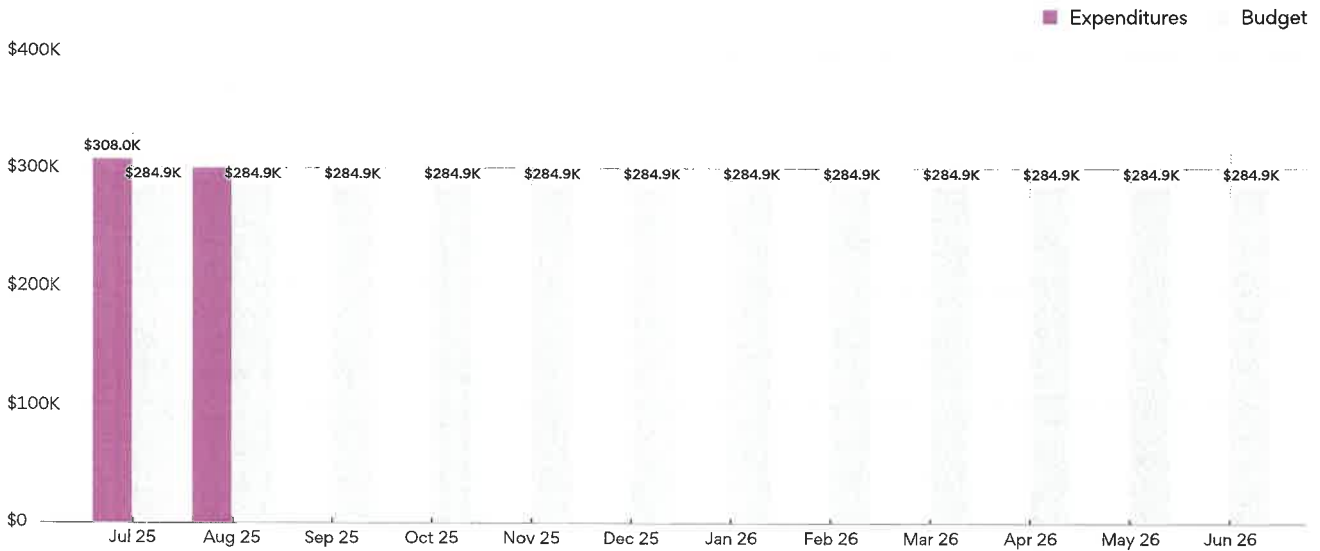
\$608,016

▲ 21% from last year (YTD)

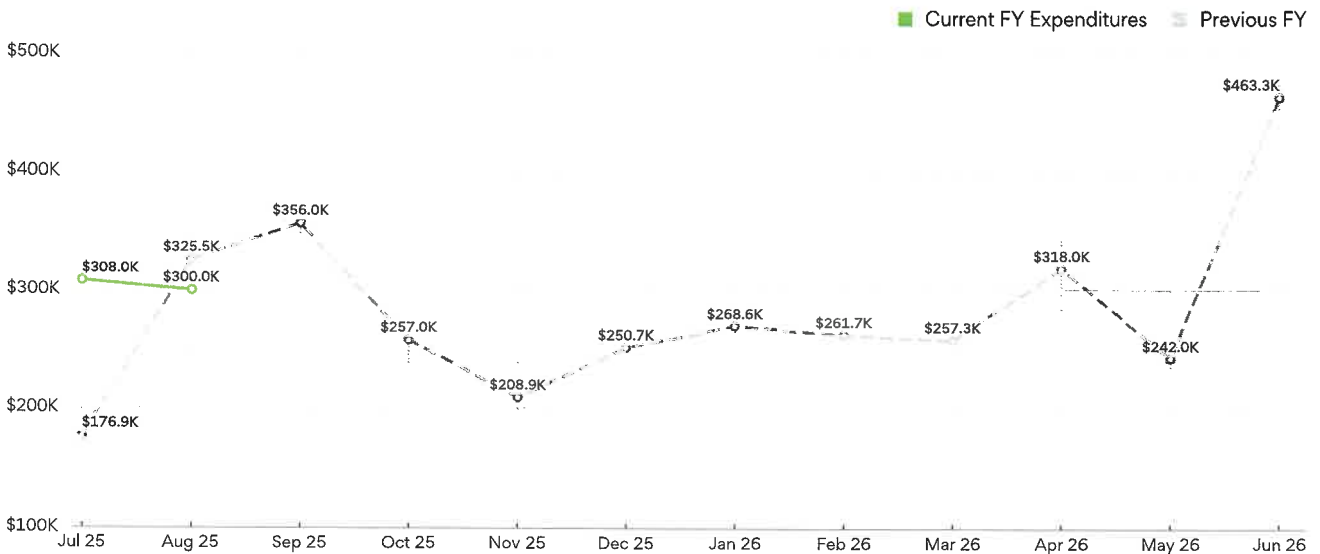
BUDGETED EXPENDI... (2025/2026)

\$3,418,368 Budget

Expenditures vs Budget



Expenditures vs last year



Cash Dashboard

CASH ON HAND

\$705,789

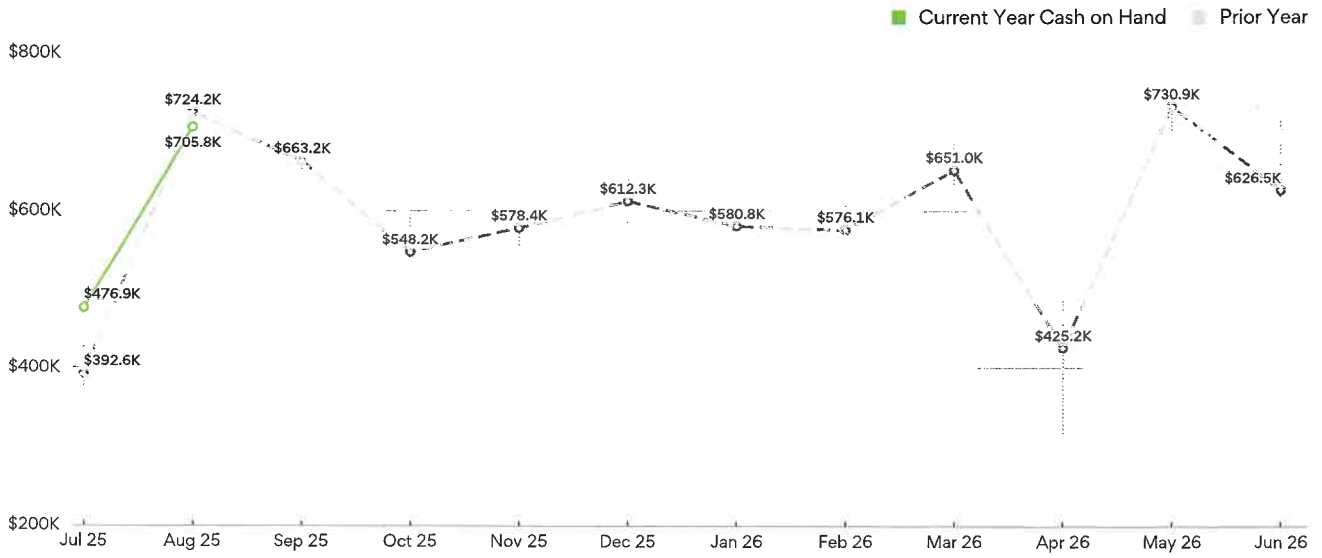
▼ (\$18,397) from Aug 2024

CURRENT MONTH NET CASH INFLOW (OUTFLOW)

\$252,203

▼ (\$108,902) from Aug 2024

Cash Balance



Statement of Activity

	Aug 2025	Aug 2024	This month vs same month LY (\$)	Budget (Aug 2025)	This month vs budget (\$)	2025/2026 (YTD)	YTD last year	YTD vs LY YTD (\$)	Budget (YTD)	YTD vs YTD budget (\$)
Income										
Revenue from Local Sources	\$107,938	\$25,329	\$82,608	\$8,904	\$99,034	\$110,080	\$32,125	\$77,955	\$17,808	\$92,272
Revenue from State Sources	\$491,214	\$413,895	\$77,319	\$315,891	\$175,323	\$491,214	\$413,895	\$77,319	\$317,287	\$173,927
Revenue from Federal Sources	\$0	\$0	\$0	\$13,047	(\$13,047)	\$0	\$0	\$0	\$26,093	(\$26,093)
Total Income	\$599,152	\$439,224	\$159,928	\$337,842	\$261,310	\$601,294	\$446,020	\$155,275	\$361,189	\$240,105
Expenses										
Salaries	\$154,301	\$139,925	\$14,376	\$139,297	\$15,004	\$302,521	\$169,388	\$133,133	\$278,593	\$23,927
Benefits	\$38,690	\$59,810	(\$21,119)	\$53,195	(\$14,505)	\$105,244	\$104,100	\$1,144	\$106,390	(\$1,146)
Purchased Services	\$55,793	\$89,035	(\$33,241)	\$64,034	(\$8,241)	\$120,074	\$188,492	(\$68,417)	\$128,069	(\$7,995)
Supplies & Materials	\$34,791	\$36,681	(\$1,889)	\$20,469	\$14,322	\$62,707	\$38,882	\$23,825	\$40,939	\$21,768
Capital Outlay	\$0	\$0	\$0	\$2,695	(\$2,695)	\$0	\$0	\$0	\$5,390	(\$5,390)
Other Objects	\$16,155	\$5	\$16,150	\$930	\$15,226	\$16,460	\$1,477	\$14,983	\$1,860	\$14,601
Other Uses of Funds	\$312	\$0	\$312	\$4,244	(\$3,931)	\$1,010	\$0	\$1,010	\$8,487	(\$7,477)
Total Expenses	\$300,044	\$325,455	(\$25,411)	\$284,864	\$15,180	\$608,016	\$502,338	\$105,678	\$569,728	\$38,288
Operating Surplus/Deficit	\$299,108	\$113,769	\$185,339	\$52,978	\$246,131	(\$6,722)	(\$56,319)	\$49,597	(\$208,539)	\$201,817
Change in Net Assets	\$299,108	\$113,769	\$185,339	\$52,978	\$246,131	(\$6,722)	(\$56,319)	\$49,597	(\$208,539)	\$201,817

Statement of Financial Position

	Aug 2025	Aug 2024	This month vs same month LY (%)
ASSETS			
Cash & Equivalents	\$705,789	\$724,186	-2.54%
Accounts Receivable	\$1,313,785	\$311,348	321.97%
Other Current Assets	\$42,491	\$0	-
Total Current Assets	\$2,062,065	\$1,035,534	99.13%
Fixed Assets	\$2,206,711	\$2,666,521	-17.24%
Investments or Other Non-Current Assets	\$151,188	\$151,188	0.00%
Total Non-Current Assets	\$2,357,899	\$2,817,709	-16.32%
Total Assets	\$4,419,963	\$3,853,243	14.71%
LIABILITIES			
Short Term Debt	\$27,124	\$0	-
Accounts Payable	\$11,353	\$207,451	-94.53%
Other Current Liabilities	\$1,604,608	\$1,382,473	16.07%
Total Current Liabilities	\$1,643,085	\$1,589,924	3.34%
Other Non-Current Liabilities	\$2,310,273	\$2,711,378	-14.79%
Total Non-Current Liabilities	\$2,310,273	\$2,711,378	-14.79%
Total Liabilities	\$3,953,358	\$4,301,302	-8.09%
NET ASSETS			
Retained Net Assets	\$473,328	(\$391,740)	220.83%
Current Net Assets	(\$6,722)	(\$56,319)	88.06%
Total Net Assets	\$466,606	(\$448,059)	204.14%
Total Liabilities & Net Assets	\$4,419,963	\$3,853,243	14.71%